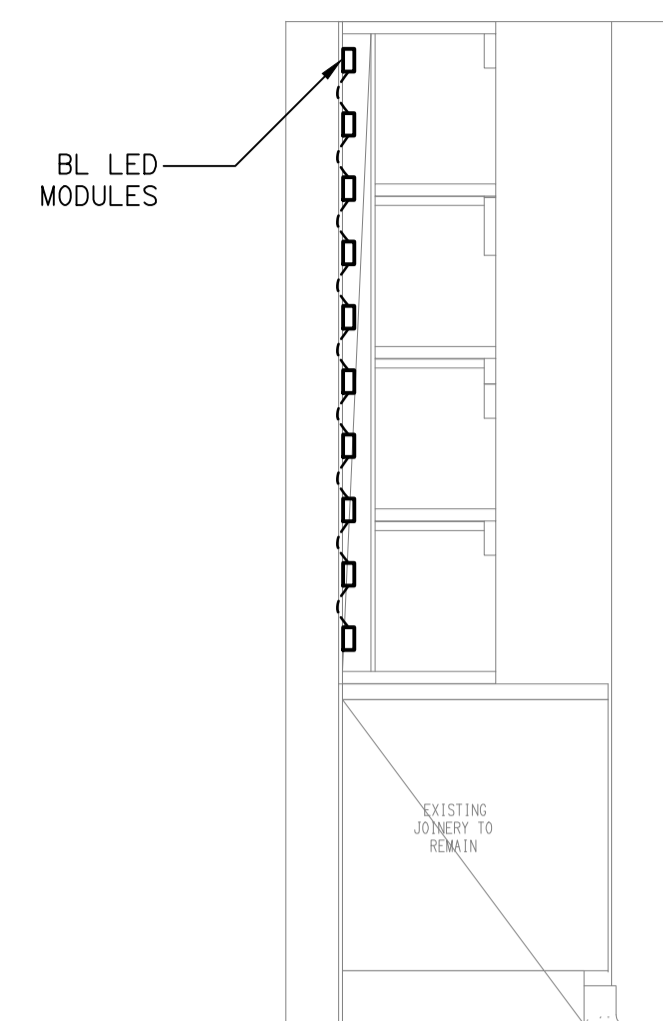
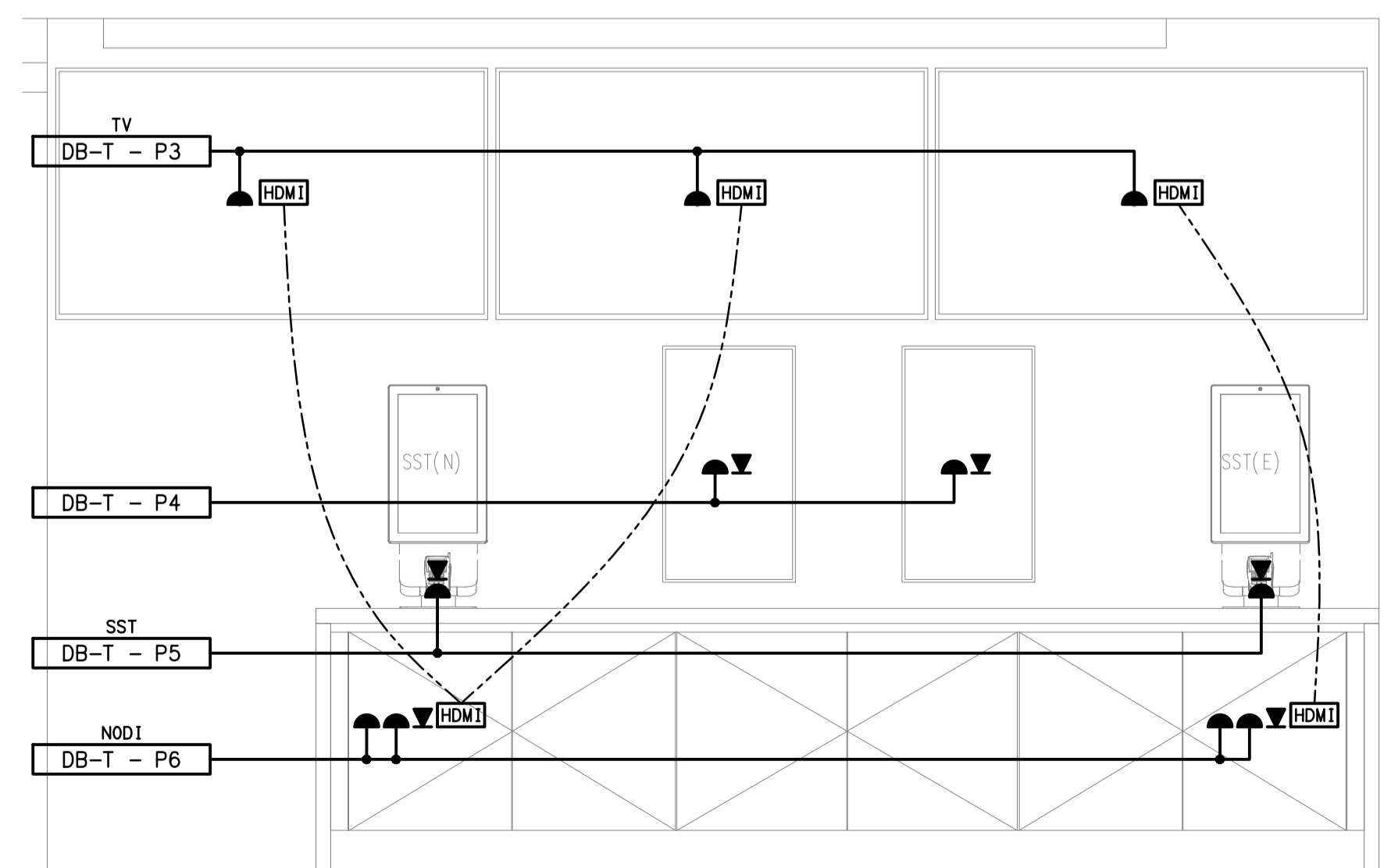


**DETAIL A**  
SPORTS BAR REAR WALL ELEVATION  
SCALE 1:20

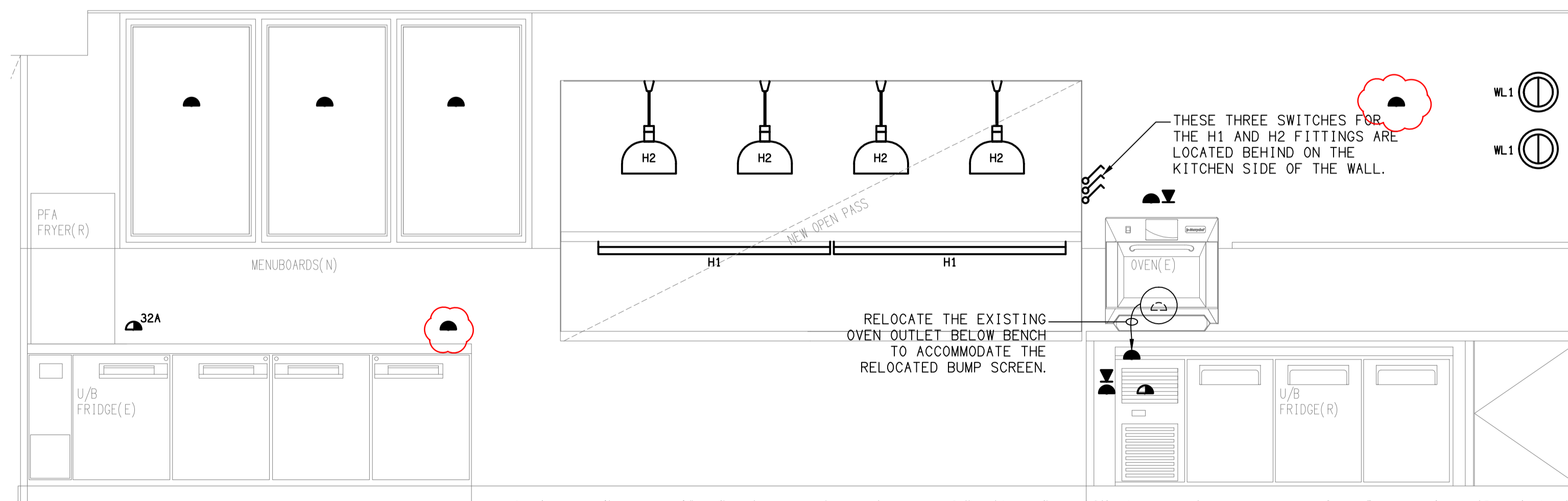


**DETAIL B**  
TYPICAL SPORTS BAR SHELVING SECTION  
SCALE 1:20

**NOTE:**  
FOR OUTLETS AND FITTINGS NOT SHOWN CIRCUITED AND SWITCHED, REFER TO THE FLOOR AND REFLECTED CEILING PLANS.



**DETAIL C**  
TAB WALL ELEVATION  
SCALE 1:20



**DETAIL D**  
BISTRO BAR REAR WALL ELEVATION  
SCALE 1:20

D	CONSTRUCTION	18/04/2024
REV:	DESCRIPTION:	DATE:

**ELECTRICAL DESIGN GROUP**  
ELECTRICAL BUILDING SERVICES CONSULTANTS

BRISBANE: P.O. Box 15 Sherwood Qld 4075  
Phone: (07) 3278 4375  
Email: brisbane@edg.net.au  
Web: www.edg.net.au

ELECTRICAL DESIGN GROUP BRISBANE PTY LTD  
ACN 092 710 793

TRADING AS:  
ELECTRICAL DESIGN GROUP

PROJECT:  
**BLUE FIN FISHING CLUB  
INALA - ALTERATIONS**

SITE ADDRESS:  
24 LILAC STREET, INALA  
QUEENSLAND

SCALE: 1:20 SHEET SIZE: AT A1

DRAWING TITLE:  
**ELECTRICAL SERVICES  
INTERNAL ELEVATION  
DETAILS**

PROJECT NO. DRAWING NO. REVISION:  
**C2969a E06 D**